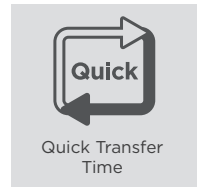
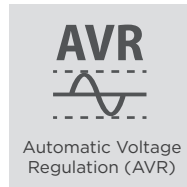
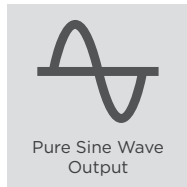
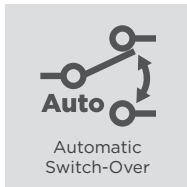



CPS3500PRO/CPS5000PRO
CPS7500PRO



PROFESSIONAL LONG-LASTING POWER BACKUP SOLUTIONS



Non-stop power backup with manual switch output selector to allow convenient maintenance for applications

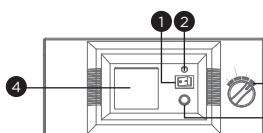
Ideal for security/emergency system, the Emergency Power Systems Series with Automatic Voltage Regulation (AVR) provides Pure Sine Wave output to guarantee stable power supply. When connected to additional external batteries and generators, the products provide backup power output during power failures by automatically switching from utility to external batteries, ensuring seamless operation of devices. The systems also feature multifunction LCD readout to display precise information of power and battery conditions for convenient management.

SERIES FEATURES

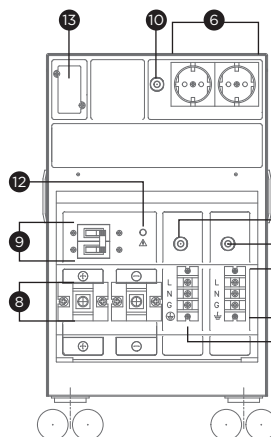
- Generator Compatible
- Automatic Switch-over
- Pure Sine Wave Output
- Automatic Voltage Regulation (AVR)
- Manual Switch
- Auto-charge
- Quick Transfer Time
- Multifunction LCD Readout
- LED Status Indicators
- PowerPanel® Management Software
- SNMP/ HTTP Remote Monitoring Capability
- Tower Form Factor
- Wheels and Carry Handle Available

PRODUCT CALLOUTS

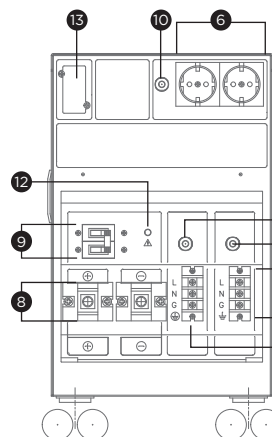
- 1 . Power Switch
- 2 . Power ON Indicator
- 3 . LCD Display Toggle / Select Switch
- 4 . Multifunction LCD Readout
- 5 . Output Selector
- 6 . AC Outlets
- 7 . AC Inlet
- 8 . DC Inlet
- 9 . DC Circuit Breaker
- 10 . AC Output Circuit Breaker
- 11 . AC Input Circuit Breaker
- 12 . Battery Input Wiring Fault LED
- 13 . SNMP/DB9/USB Network slot
- 14 . Charger Circuit Breaker



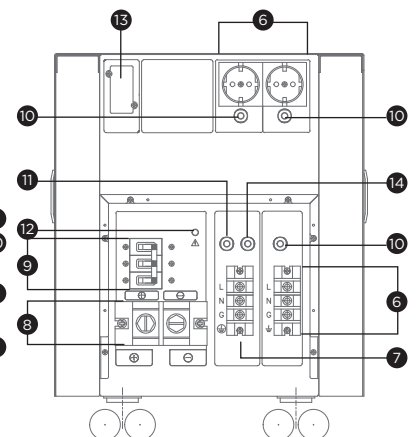
CPS3500/5000/7500PRO



CPS3500PRO



CPS5000PRO



CPS7500PRO



TECHNICAL SPECIFICATIONS

Model Name	CPS3500PRO	CPS5000PRO	CPS7500PRO
General			
Capacity (VA)	3500	5000	7500
Capacity (Watts)	2450	3500	5250
Input			
Generator Compatibility	Yes		
Nominal Input Voltage (Vac)	220, 230, 240		
Input Voltage Range (Vac)	140 - 300 Vac		
Input Frequency (Hz)	50 ± 5, 60 ± 5		
Input Frequency Detection	Auto-sensing		
Input Connector Type	Hardwire Terminal Block		
Output			
Output Waveform	Pure Sine Wave		
Output Voltage(s) (Vac)	220 ± 5%, 230 ± 5%, 240 ± 5%	220 ± 10%, 230 ± 10%, 240 ± 10%	
Output Frequency (Hz)	50 ± 1%, 60 ± 1%		
Automatic Voltage Regulation (AVR)	Single Boost, Single Buck		
Overload Protection (On Utility)	Circuit Breaker		
Overload Protection (On Battery)	Internal Current Limiting		
Manual Switch	Normal, Bypass with AVR, Bypass, Off		
Outlet(s) - Total	3		
Outlet Type	Hardwire Terminal Block x 1, Schuko x 2		
Typical Transfer Time (ms)	10		
Surge Protection & Filtering			
Lightning / Surge Protection	Yes		
Management & Communications			
LCD Panel	Yes		
LED Indicators	Power On, Wiring Fault		
Audible Alarms	Battery Mode, Low Battery, Overload, Overcharge, Overheat		
Power Management Software	PowerPanel® Business (Recommended)		
SNMP / HTTP Remote Monitoring	Yes - with optional RMCARD205		
Physical			
Wheels	Yes		
Physical Size			
Dimensions (WxHxD) (mm.)	260 x 440 x 330		355 x 440 x 370
Weight (kg.)	36.53	40.5	56.6
Environmental			
Operating Temperature (°C)	0 - 40		
Operating Relative Humidity (Non-condensing) (%)	0 - 95		
Certifications			
Certifications*	CE, EAC, SONCAP		
RoHS	Yes		
External Battery (Optional)			
Battery Type	Sealed Lead-acid		
Battery Voltage (Vdc)	24	48	

*Certifications may vary according to different regions. Visit www.cyberpower.com for more information.
#All specifications are subject to change without notice.